



Village of
PORT CHESTER, NEW YORK

Department of Code Enforcement
Monthly Report For March 2011

April 20th, 2011

By: Christopher D. Steers, Assistant Village Manager



Department of Code Enforcement Report Contents

- ▶ **Statistics & Trends**
- ▶ **Fire Safety & Property Maintenance**
- ▶ **Court Case Tracking/Aging**
- ▶ **Initiatives**
- ▶ **Administrative Notes**



Department of Code Enforcement Statistics

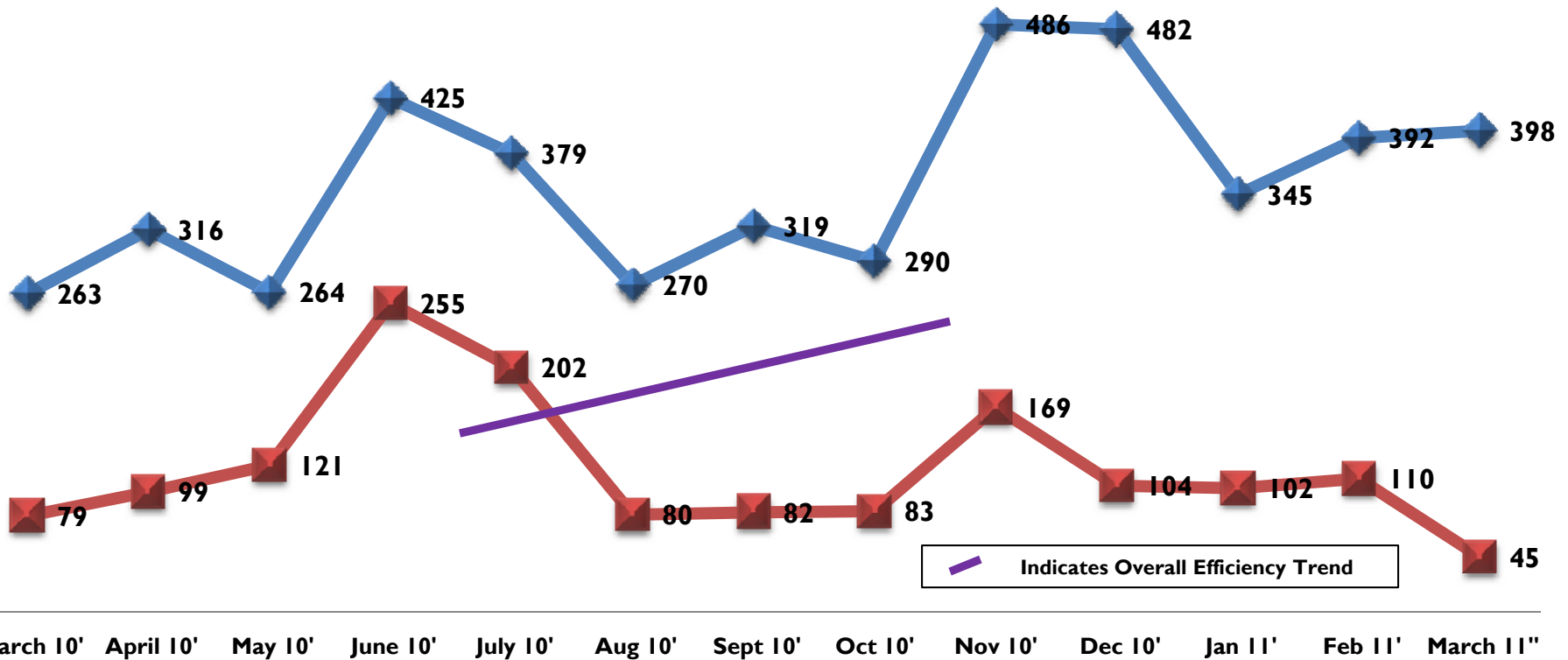
Enforcement Statistics	March 10'	April 10'	May 10'	June 10'	July 10'	Aug 10'	Sept 10'	Oct 10'	Nov 10'	Dec 10'	Jan 11'	Feb 11'	March 11'
TOTAL # of ACTIVE CASES:	263	316	264	425	379	270	319	290	486	482	345	392	398
TOTAL # of CASES CLOSED (with compliance):	79	99	121	255	202	80	82	83	169	104	102	110	45
Compliance Rate	29%	32%	46%	60%	53%	30%	24%	29%	35%	22%	30%	28%	22%
Fire Safety Program													
Inspections Conducted	55	89	106	99	112	132	139	93	123	63	82	55	61
Inspections Passed	40	18	69	42	62	26	58	23	42	42	46	27	30
Inspection Failed	15	71	37	51	50	106	83	70	79	21	36	29	29
Fire Safety Violations Issued	167	379	543	405	309	550	259	430	659	127	188	132	55
Failure to Obtain Inspection*	17	1	39	41	28	17	9	13	29	0	44	30	27
Certificates of Compliance	50	61	0	0	99	26	30	0	25	0	1	40	61
Fire Safety Inspection Fees	\$8,425	\$9,000	\$8,375	\$13,125	\$15,435	\$13,685	\$14,300	\$10,600	\$7,500	\$0	\$6,340	\$5,675	\$3,365
General Violations													
Property Maintenance	6	15	6	12	8	11	12	7	3	2	1	4	1
Motor Vehicle	0	0	0	0	1	0	0	0	0	0	0	0	0
Graffiti	34	2	2	0	0	2	1	0	0	13	2	0	4
Minimum Housing	11	12	2	0	6	3	0	12	2	8	10	1	2
Illegal Dwelling Use	23	28	8	10	9	19	5	13	24	5	5	1	2
Trash	45	36	20	110	80	12	35	0	148	90	3	0	0
Miscellaneous	0	0	0	0	0	0	1	1	0	7	27	0	0
Total General Violations	119	93	38	132	104	47	54	33	177	125	48	6	9
Other													
# of Hotline Complaints	89	79	75	121	126	65	34	44	40	33	25	44	49
Referrals	19	17	11	20	17	11	7	7	12	9	5	13	7
Proactive Cases:	73	35	27	106	83	13	38	1	211	132	30	15	7
Cases Unfounded:	9	12	8	14	12	18	8	2	8	4	7	14	6
Cases Carried Over	132	237	114	170	170	192	217	235	269	317	276	292	342
Appearance Tickets	2	3	4	15	10	16	12	11	3	4	1	2	26
Court Summonses Issued	16	3	5	8	3	21	16	2	60	58	0	0	0
Court Fines Levied	\$5,375	\$17,150	\$875	\$20,875	\$13,125	\$14,500	\$8,800	\$16,000	\$125	\$0	\$4,800	\$6,000	\$4,000
Court Fines Collected	\$3,125	\$2,150	\$875	\$500	\$125	\$1,500	\$1,250	\$6,250	\$4,708	\$583	\$9,383	\$6,583	\$4,583
Approximated Inspections	459	632	528	938	758	540	701	580	972	964	690	784	796
Right of Entry	6	9	8	14	11	7	15	9	0	0	6	8	12



Department of Code Enforcement Statistics

Enforcement Efficiency Trends

◆ Active Cases ■ Closed Cases



— Indicates Overall Efficiency Trend

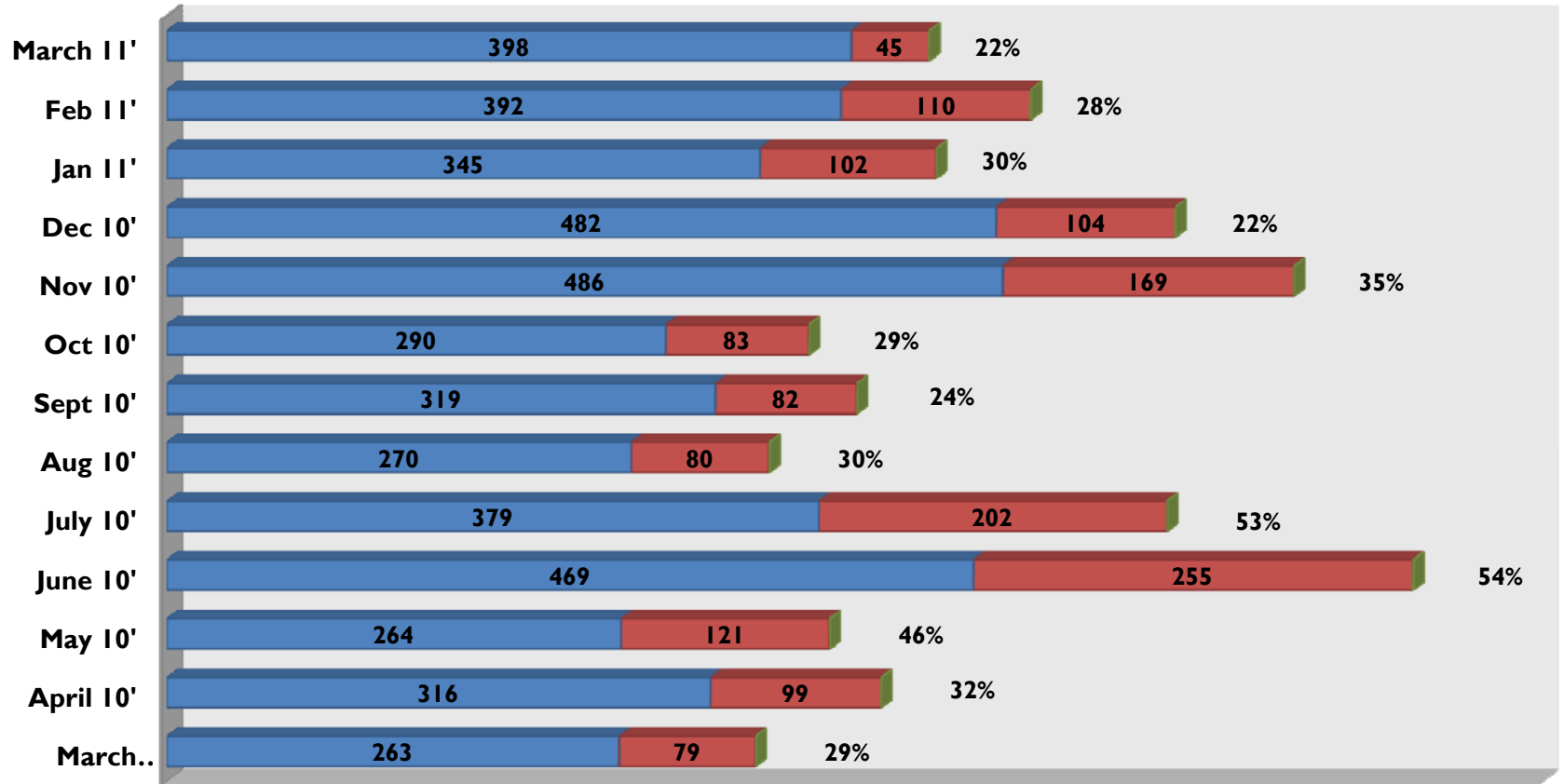




Department of Code Enforcement Statistics Continued

Caseloads & Compliance Rates

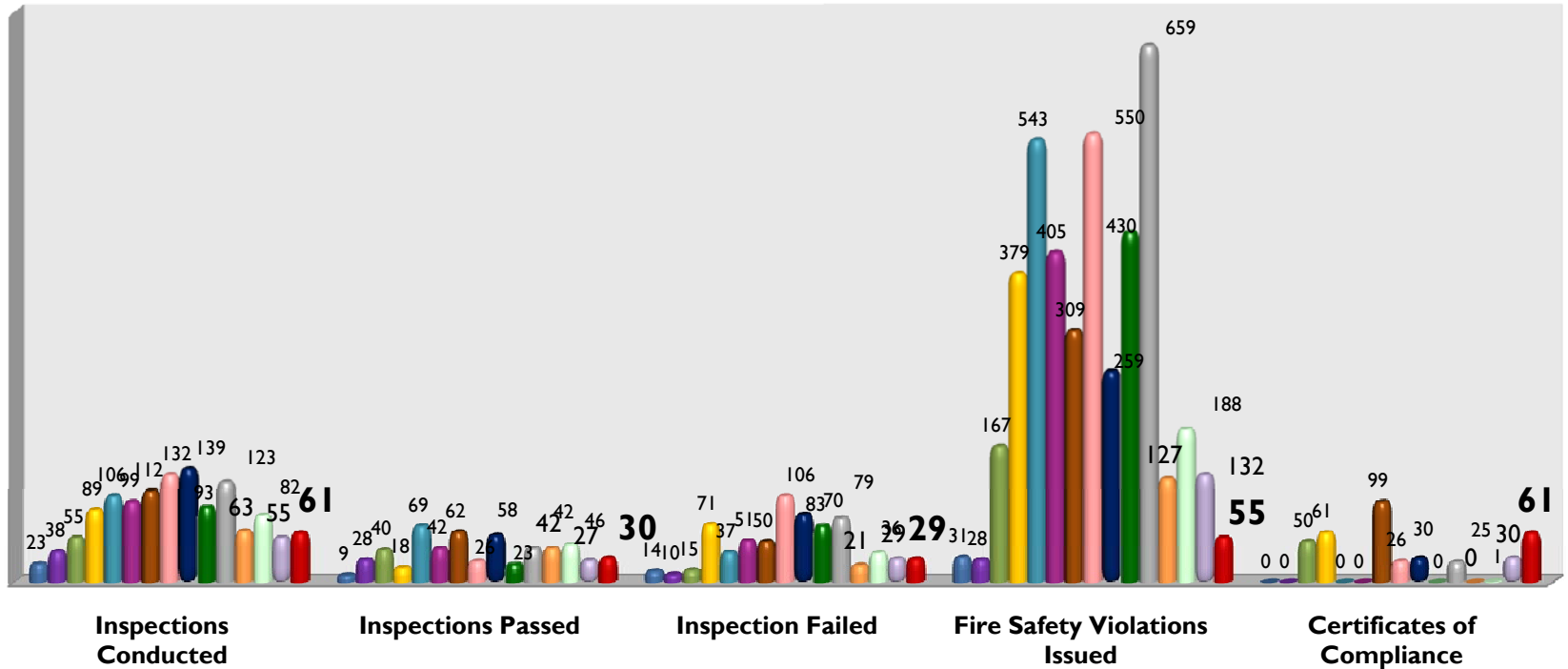
■ Active Cases ■ Closed Cases ■ Compliance Rate





Department of Code Enforcement Fire Safety Inspection Program

Fire Safety Inspection Program

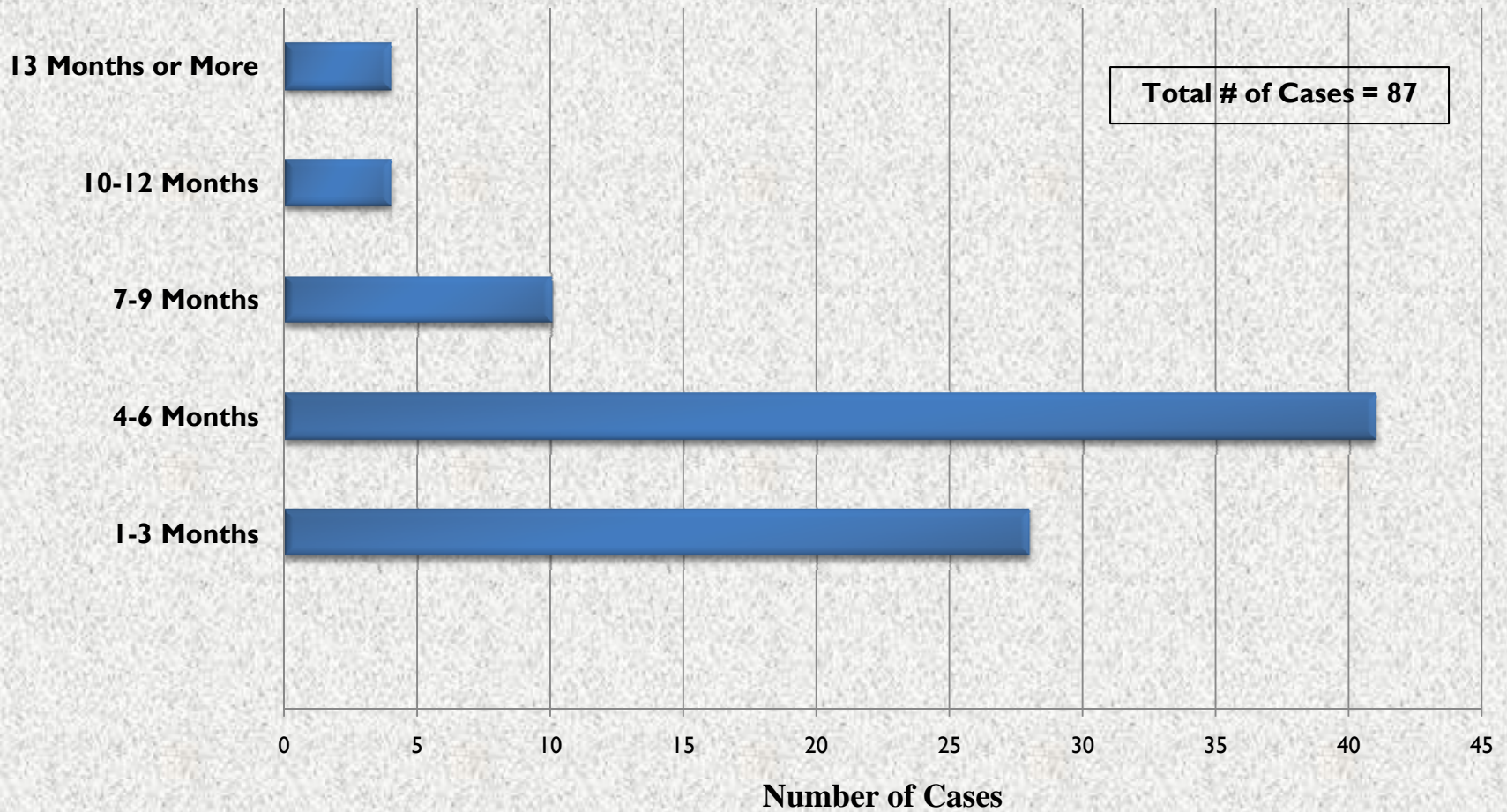




Department of Code Enforcement

Life Cycle of an Illegal Dwelling Use/Overcrowding Case

Court Case Life Cycle





Department of Code Enforcement Administrative Notes

- There are currently **87 Illegal Dwelling / Overcrowding** complaints working their way through the court system. We currently have **98** cases in total working their way through the court system (overcrowding/illegal dwelling use, snow/ice, property maintenance, etc...)
- **Safe Housing Advisory Committee:** The second meeting was held March 8th, 2010. Goals, objectives, and strategies have been defined and are to be rolled into a Strategic Plan. Next meeting is on April 26th, 2011.
- To date we have collected **\$123,625.00** in Fire Inspection fees.
- To date we have addressed / cited over 4,262 individual fire safety violations through the program.
- Currently recruiting for Part -time Code Enforcement Officers: new Part-time Fire Inspector to start on April 19th, 2011. Interviews underway for second Part-timer.



Department of Code Enforcement Discussion

