



Village of  
**PORT CHESTER, NEW YORK**

Department of Code Enforcement  
Monthly Report For May 2011

June 20<sup>th</sup>, 2011

By: Christopher D. Steers, Assistant Village Manager



# Department of Code Enforcement Report Contents

---

- ▶ **Statistics & Trends**
- ▶ **Fire Safety & Property Maintenance**
- ▶ **Court Case Tracking/Aging**
- ▶ **Initiatives**
- ▶ **Administrative Notes**



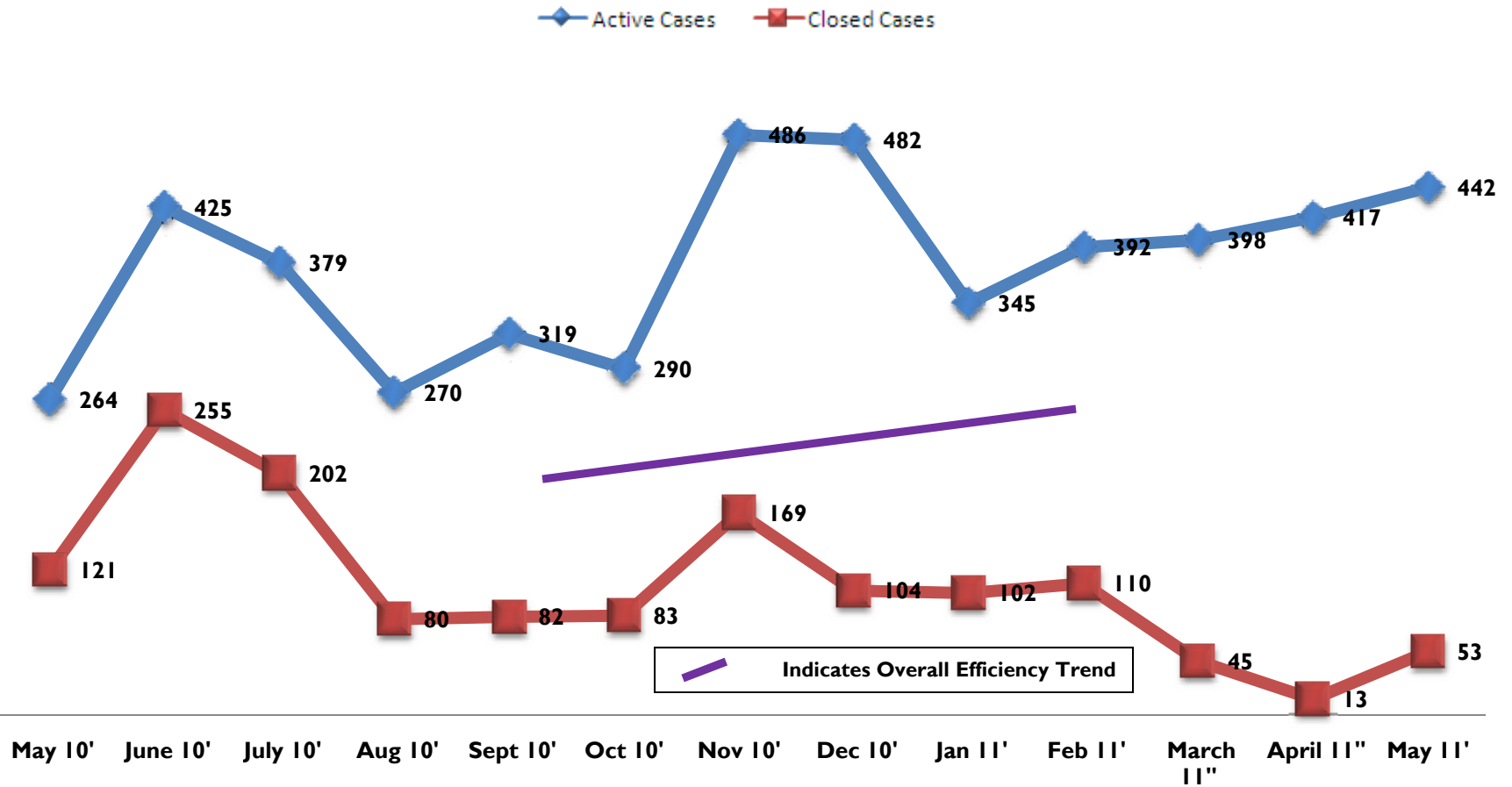
# Department of Code Enforcement Statistics

Enforcement Statistics	May 10'	June 10'	July 10'	Aug 10'	Sept 10'	Oct 10'	Nov 10'	Dec 10'	Jan 11'	Feb 11'	March 11'	April 11'	May 11'
TOTAL # of ACTIVE CASES:	264	425	379	270	319	290	486	482	345	392	398	417	442
TOTAL # of CASES CLOSED (with compliance):	121	255	202	80	82	83	169	104	102	110	45	13	53
Compliance Rate	46%	60%	53%	30%	24%	29%	35%	22%	30%	28%	22%	5%	12%
<b>Fire Safety Program</b>													
Inspections Conducted	106	99	112	132	139	93	123	63	82	55	61	89	102
Inspections Passed	69	42	62	26	58	23	42	42	46	27	30	26	48
Inspection Failed	37	51	50	106	83	70	79	21	36	29	29	63	54
Fire Safety Violations Issued	543	405	309	550	259	430	659	127	188	132	55	277	312
Failure to Obtain Inspection*	39	41	28	17	9	13	29	0	44	30	27	0	27
Certificates of Compliance	0	0	99	26	30	0	25	0	1	40	61	60	0
Fire Safety Inspection Fees	\$8,375	\$13,125	\$15,435	\$13,685	\$14,300	\$10,600	\$7,500	\$0	\$6,340	\$5,675	\$3,365	\$5,750	\$1,350
<b>General Violations</b>													
Property Maintenance	6	12	8	11	12	7	3	2	1	4	1	0	13
Motor Vehicle	0	0	1	0	0	0	0	0	0	0	0	0	0
Graffiti	2	0	0	2	1	0	0	13	2	0	4	0	5
Minimum Housing	2	0	6	3	0	12	2	8	10	1	2	0	3
Illegal Dwelling Use	8	10	9	19	5	13	24	5	5	1	2	4	7
Trash	20	110	80	12	35	0	148	90	3	0	0	3	7
Miscellaneous	0	0	0	0	1	1	0	7	27	0	0	0	0
<b>Total General Violations</b>	<b>38</b>	<b>132</b>	<b>104</b>	<b>47</b>	<b>54</b>	<b>33</b>	<b>177</b>	<b>125</b>	<b>48</b>	<b>6</b>	<b>9</b>	<b>7</b>	<b>35</b>
<b>Other</b>													
# of Hotline Complaints	75	121	126	65	34	44	40	33	25	44	49	19	34
Referrals	11	20	17	11	7	7	12	9	5	13	7	3	4
Proactive Cases:	27	106	83	13	38	1	211	132	30	15	7	3	11
Cases Unfounded:	8	14	12	18	8	2	8	4	7	14	6	8	6
Cases Carried Over	114	170	170	192	217	235	269	317	276	292	342	353	372
Appearance Tickets	4	15	10	16	12	11	3	4	1	2	26	3	9
Court Summonses Issued	5	8	3	21	16	2	60	58	0	0	0	0	7
Court Fines Levied	\$875	\$20,875	\$13,125	\$14,500	\$8,800	\$16,000	\$125	\$0	\$4,800	\$6,000	\$4,000	\$1,100	\$6,768
Court Fines Collected	\$875	\$500	\$125	\$1,500	\$1,250	\$6,250	\$4,708	\$583	\$9,383	\$6,583	\$4,583	\$1,683	\$2,400
Approximated Inspections	528	938	758	540	701	580	972	964	690	784	796	834	884
Right of Entry	8	14	11	7	15	9	0	0	6	8	12	10	11



# Department of Code Enforcement Statistics

## Enforcement Efficiency Trends

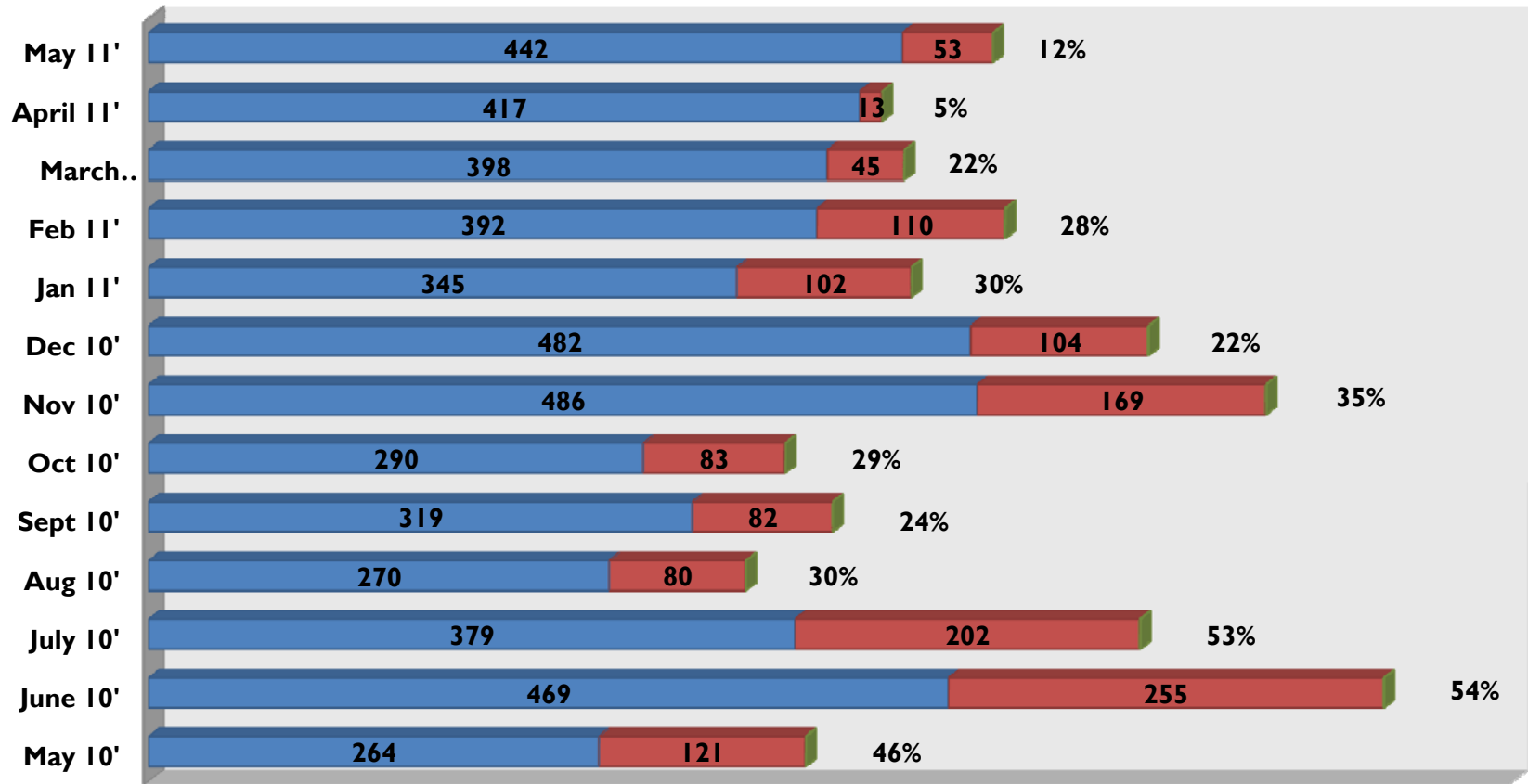




# Department of Code Enforcement Statistics

## Caseloads & Compliance Rates

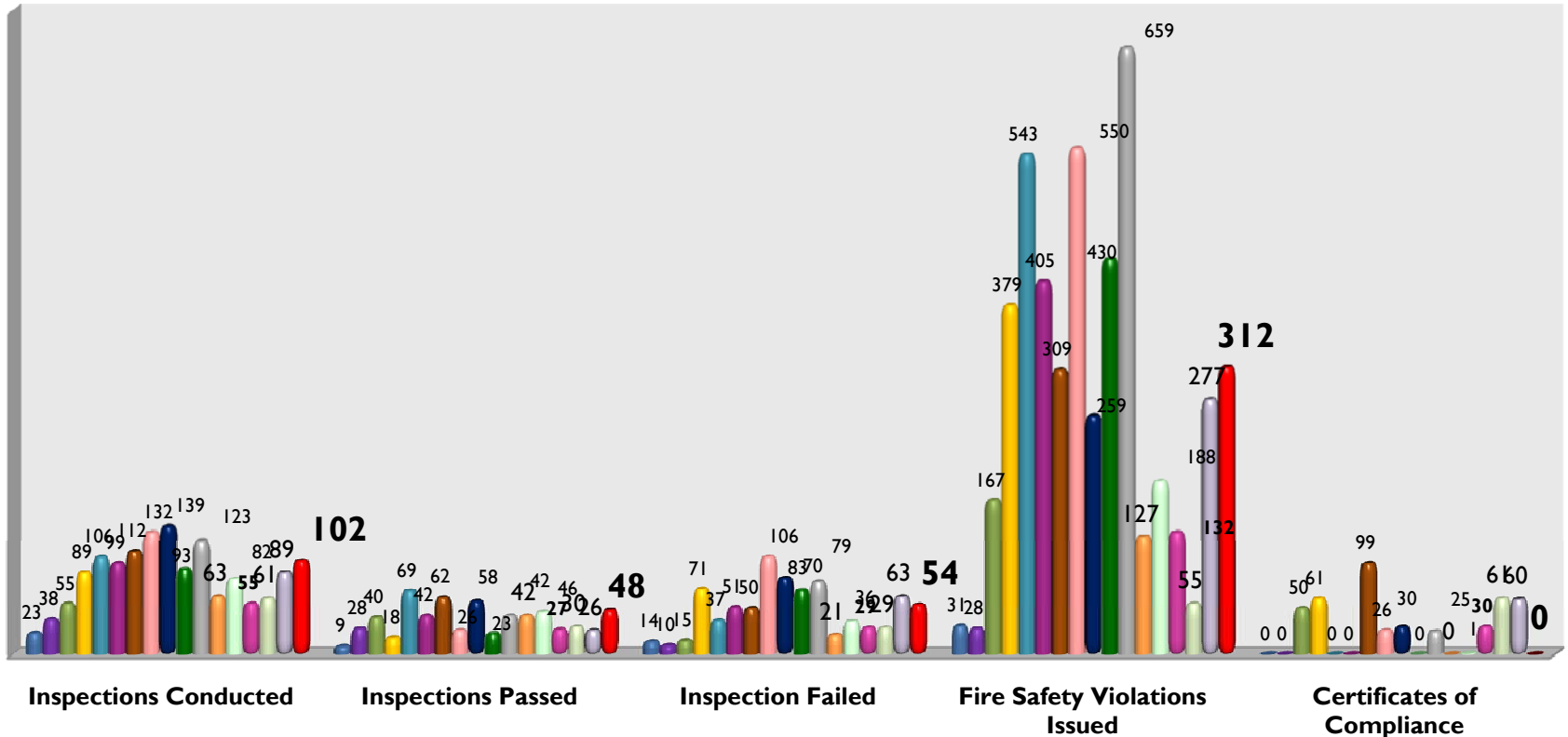

■ Active Cases ■ Closed Cases ■ Compliance Rate





# Department of Code Enforcement Fire Safety Inspection Program

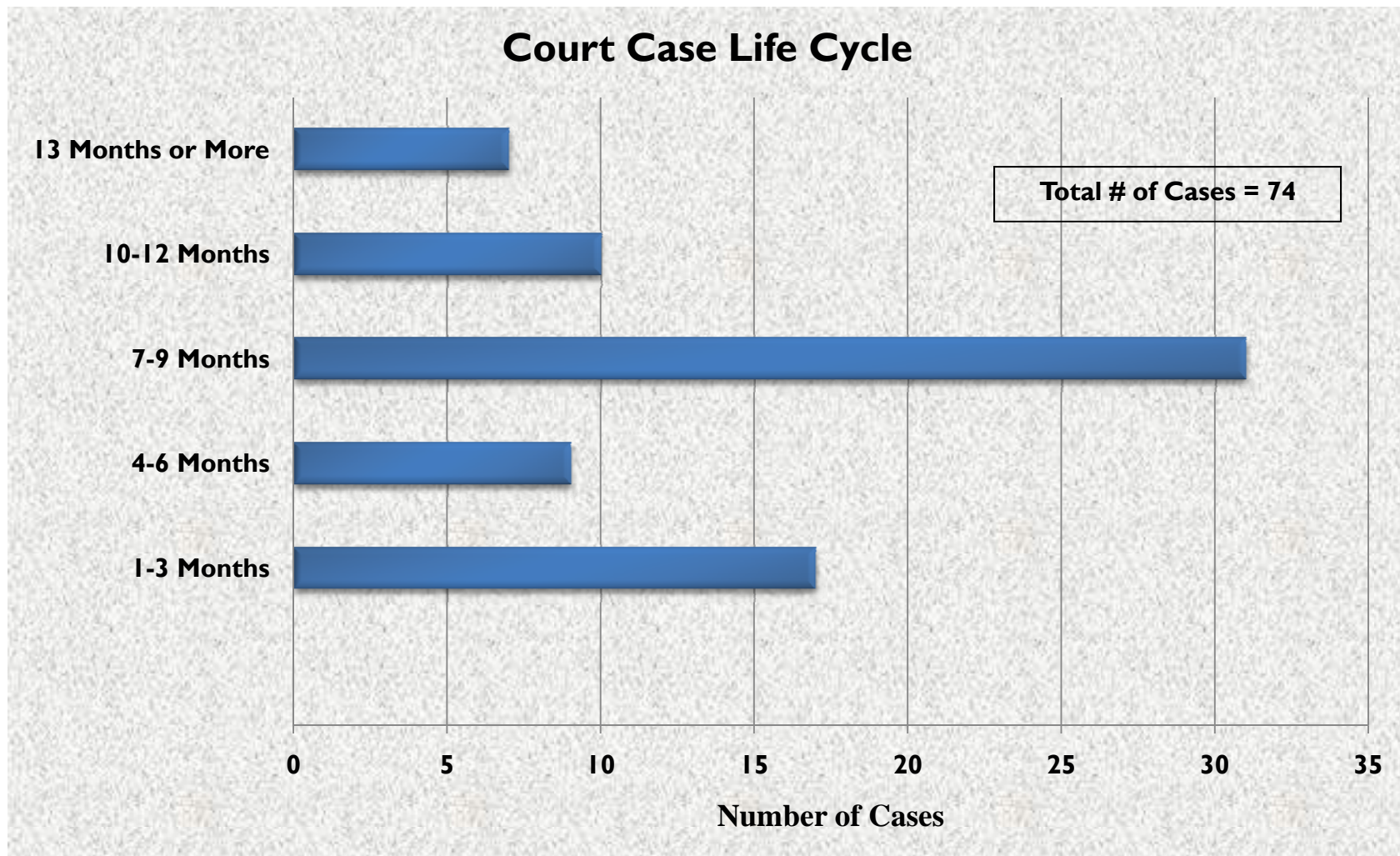
## Fire Safety Inspection Program





# Department of Code Enforcement

## Life Cycle of an Illegal Dwelling Use/Overcrowding Case





# Department of Code Enforcement Initiatives & Administrative Notes

- Currently coordinating with Building Department in ongoing effort to rectify/correct/revoke permits and/or CO's that were issued in error (based on deficient plans, fraudulent "Search and CO's", and/or in violation of the code). This has proven to be a monumental task due to the number of permits issued in error, the number of Expired permits, and the number of properties not issued CO's due to no inspections and/or other reasons.
- There are currently **74\*** **Illegal Dwelling / Overcrowding** complaints working their way through the court system. We currently have **154** cases in total working their way through the court system (overcrowding/illegal dwelling use, snow/ice, property maintenance, etc...)
- **Safe Housing Advisory Committee:** Draft Strategic Plan completed. Presented to the BOT for review and comment.
- To date we have collected **\$131,225.00** in Fire Inspection fees.
- To date we have addressed / cited over **5,128** individual fire safety violations through the program.
- Interviews completed for second Part -time Code Enforcement Officer / Fire Inspector. Candidate selected, background check underway.



# Department of Code Enforcement Discussion

---

