



Village of
PORT CHESTER, NEW YORK

Department of Code Enforcement
Monthly Report For April 2011

May 16th, 2011

By: Christopher D. Steers, Assistant Village Manager



Department of Code Enforcement Report Contents

- ▶ **Statistics & Trends**
- ▶ **Fire Safety & Property Maintenance**
- ▶ **Court Case Tracking/Aging**
- ▶ **Initiatives**
- ▶ **Administrative Notes**



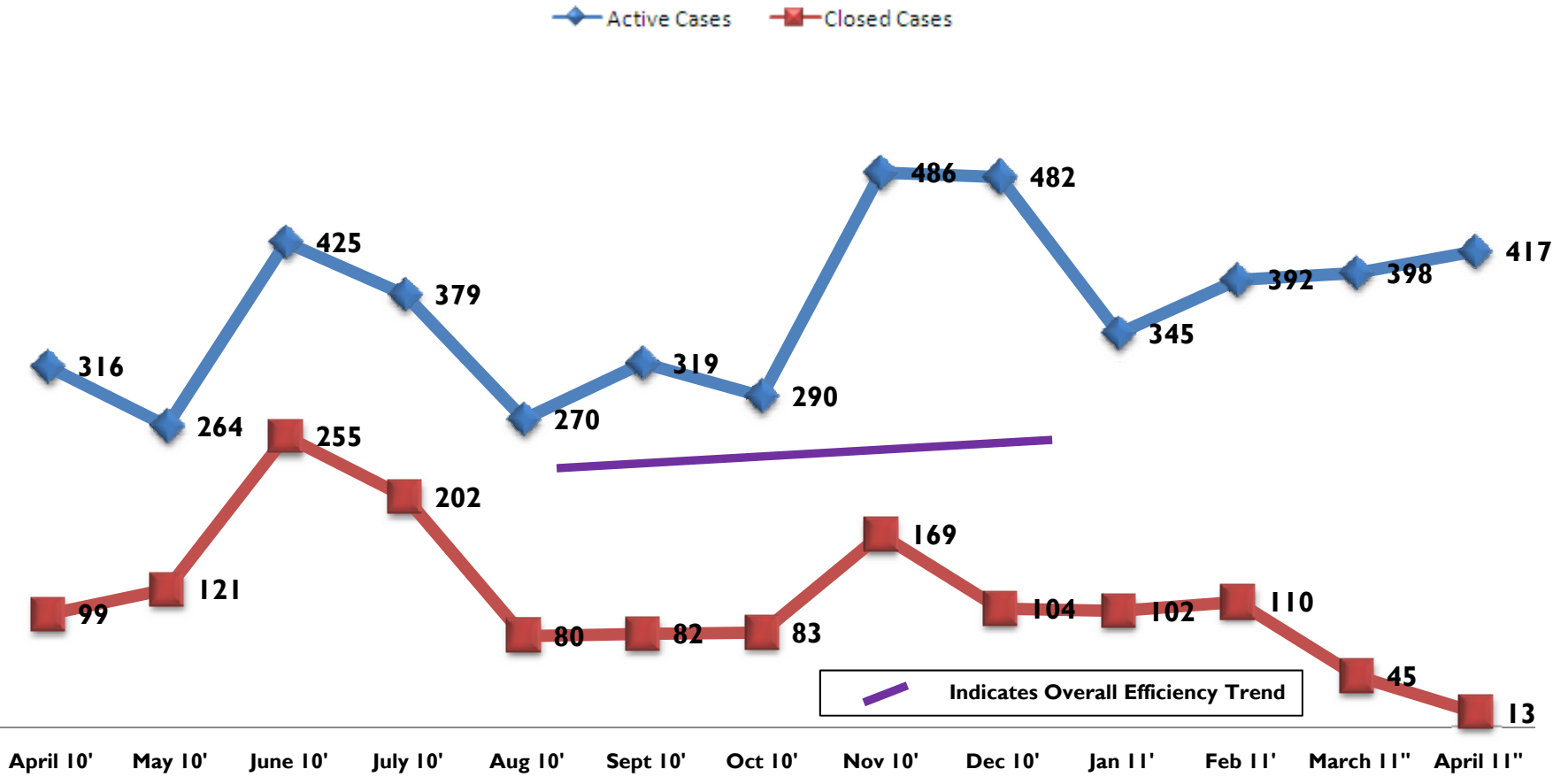
Department of Code Enforcement Statistics

Enforcement Statistics	April 10'	May 10'	June 10'	July 10'	Aug 10'	Sept 10'	Oct 10'	Nov 10'	Dec 10'	Jan 11'	Feb 11'	March 11'	April 11'
TOTAL # of ACTIVE CASES:	316	264	425	379	270	319	290	486	482	345	392	398	417
TOTAL # of CASES CLOSED (with compliance):	99	121	255	202	80	82	83	169	104	102	110	45	13
Compliance Rate	32%	46%	60%	53%	30%	24%	29%	35%	22%	30%	28%	22%	5%
Fire Safety Program													
Inspections Conducted	89	106	99	112	132	139	93	123	63	82	55	61	89
Inspections Passed	18	69	42	62	26	58	23	42	42	46	27	30	26
Inspection Failed	71	37	51	50	106	83	70	79	21	36	29	29	63
Fire Safety Violations Issued	379	543	405	309	550	259	430	659	127	188	132	55	277
Failure to Obtain Inspection*	1	39	41	28	17	9	13	29	0	44	30	27	0
Certificates of Compliance	61	0	0	99	26	30	0	25	0	1	40	61	60
Fire Safety Inspection Fees	\$9,000	\$8,375	\$13,125	\$15,435	\$13,685	\$14,300	\$10,600	\$7,500	\$0	\$6,340	\$5,675	\$3,365	\$5,750
General Violations													
Property Maintenance	15	6	12	8	11	12	7	3	2	1	4	1	0
Motor Vehicle	0	0	0	1	0	0	0	0	0	0	0	0	0
Graffiti	2	2	0	0	2	1	0	0	13	2	0	4	0
Minimum Housing	12	2	0	6	3	0	12	2	8	10	1	2	0
Illegal Dwelling Use	28	8	10	9	19	5	13	24	5	5	1	2	4
Trash	36	20	110	80	12	35	0	148	90	3	0	0	3
Miscellaneous	0	0	0	0	0	1	1	0	7	27	0	0	0
Total General Violations	93	38	132	104	47	54	33	177	125	48	6	9	7
Other													
# of Hotline Complaints	79	75	121	126	65	34	44	40	33	25	44	49	19
Referrals	17	11	20	17	11	7	7	12	9	5	13	7	3
Proactive Cases:	35	27	106	83	13	38	1	211	132	30	15	7	3
Cases Unfounded:	12	8	14	12	18	8	2	8	4	7	14	6	8
Cases Carried Over	237	114	170	170	192	217	235	269	317	276	292	342	353
Appearance Tickets	3	4	15	10	16	12	11	3	4	1	2	26	3
Court Summonses Issued	3	5	8	3	21	16	2	60	58	0	0	0	0
Court Fines Levied	\$17,150	\$875	\$20,875	\$13,125	\$14,500	\$8,800	\$16,000	\$125	\$0	\$4,800	\$6,000	\$4,000	\$1,100
Court Fines Collected	\$2,150	\$875	\$500	\$125	\$1,500	\$1,250	\$6,250	\$4,708	\$583	\$9,383	\$6,583	\$4,583	\$1,683
Approximated Inspections	632	528	938	758	540	701	580	972	964	690	784	796	834
Right of Entry	9	8	14	11	7	15	9	0	0	6	8	12	10



Department of Code Enforcement Statistics

Enforcement Efficiency Trends

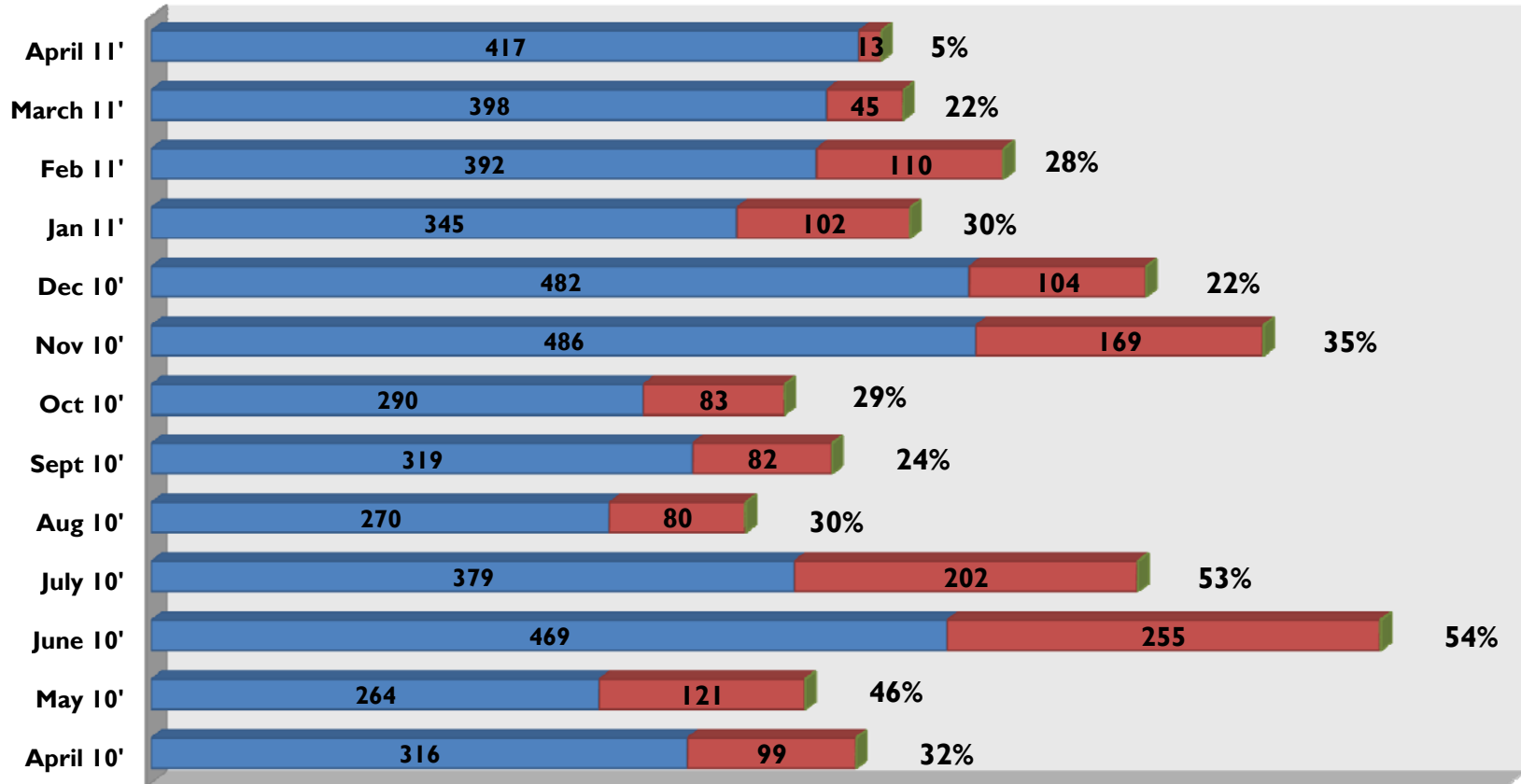




Department of Code Enforcement Statistics Continued

Caseloads & Compliance Rates

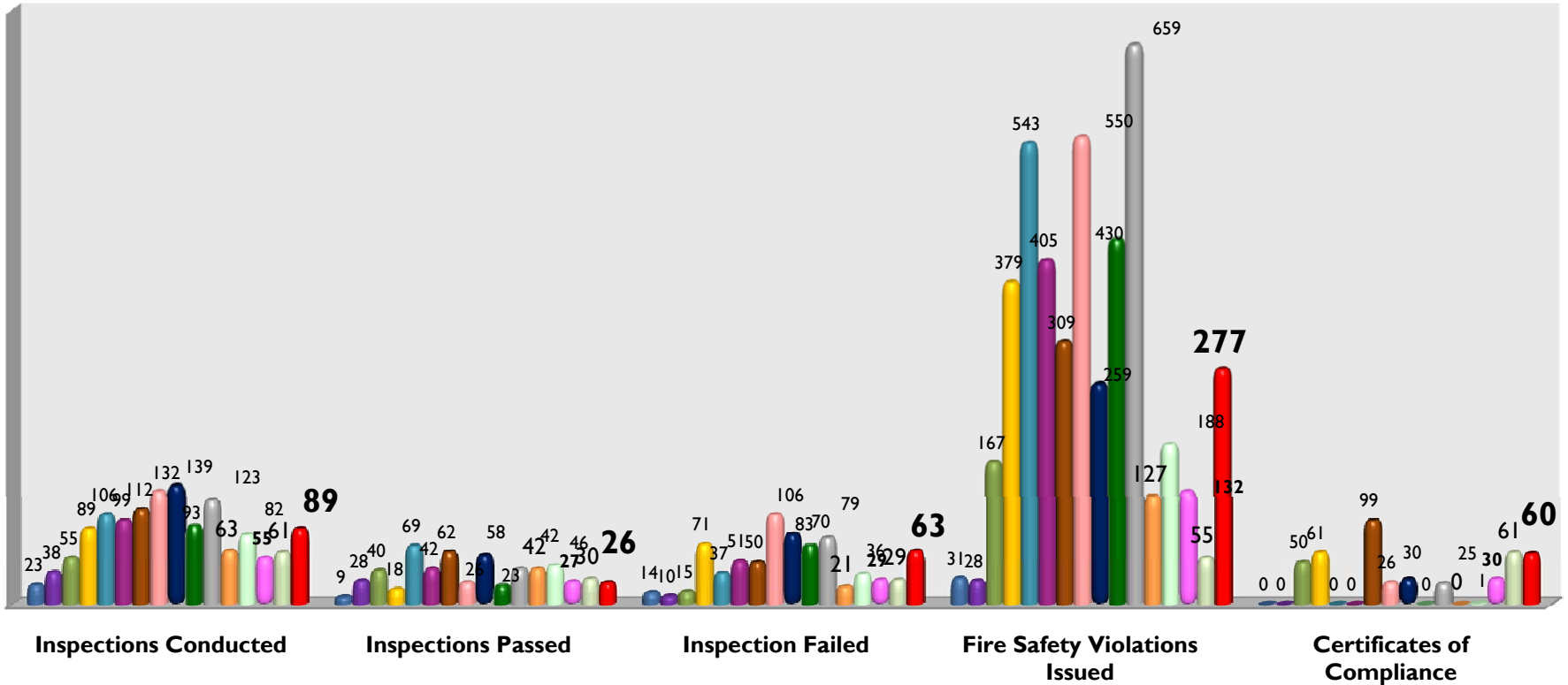

■ Active Cases ■ Closed Cases ■ Compliance Rate





Department of Code Enforcement Fire Safety Inspection Program

Fire Safety Inspection Program

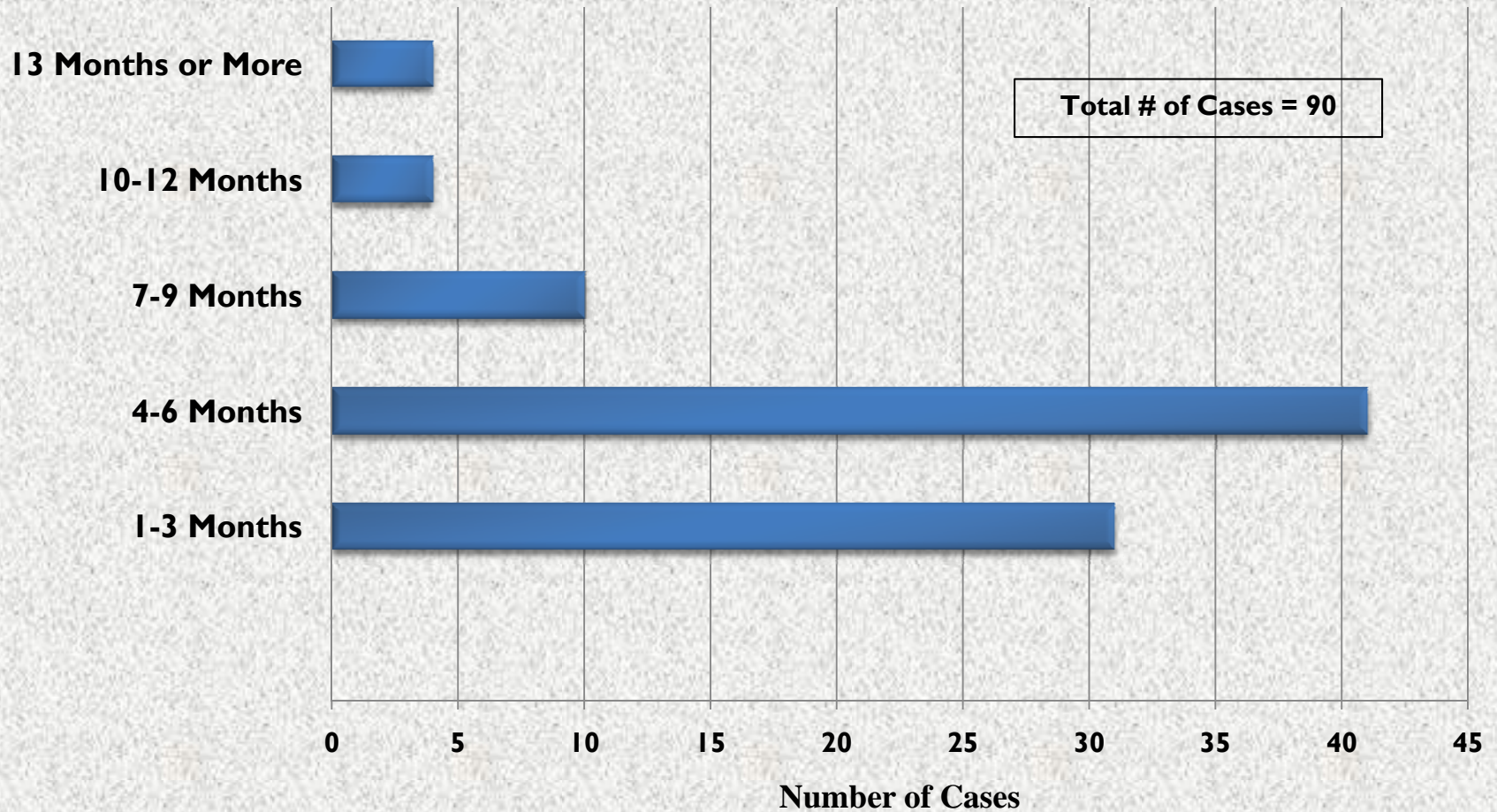




Department of Code Enforcement

Life Cycle of an Illegal Dwelling Use/Overcrowding Case

Court Case Life Cycle





Department of Code Enforcement Administrative Notes

- The recent re-organization of the Building Department has created several areas of opportunity. We now have free flow of accurate information between departments; timely follow up on enforcement violations research; and now the ability to rectify/correct/revoke permits and/or CO's that were issued in error (based on deficient plans and/or in violation of the code).
- There are currently **90 Illegal Dwelling / Overcrowding** complaints working their way through the court system. We currently have **98** cases in total working their way through the court system (overcrowding/illegal dwelling use, snow/ice, property maintenance, etc...)
- **Safe Housing Advisory Committee:** The Third meeting was held April 26th, 2011. Draft Strategic Plan completed. Next meeting is on May 31st, 2011.
- To date we have collected **\$129,375.00** in Fire Inspection fees.
- To date we have addressed / cited over **4,539** individual fire safety violations through the program.
- Currently recruiting for second Part -time Code Enforcement Officer.



Department of Code Enforcement Discussion

